

NORTRONICS

TRACK CONFIGURATIONS

"Series" Designations in italics are Distributor equivalents.

1/4" TAPE

ERASE
PR-B1EF *8100 Series*
B1EF *8100 Series*
LMEF *4400L Series*
SMEF *4400 Series*

RECORD/PLAY
PR-B1F *8100 Series*
SLF *4100 Series*

ERASE
B2EH *8200 Series*
LSEH *2200L Series*
SSEH *2200 Series*
PR-B2EH *8200 Series*

RECORD/PLAY
PR-B2H *8200 Series*
WP-B2H *8200 Series*
P-B2H *2000 Series*
B2H *1800 Series*
C2H

COMBO
P-A2H *6100 Series*
A2H

ERASE
B2EQ *8200 Series*
SSEQ *1400 Series*
LSEQ *1400L Series*

RECORD/PLAY
WP-B2Q *8600 Series*
P-B2Q *1200 Series*
B2Q *1000 Series*
C2Q

COMBO
P-A2Q *6000 Series*
A2Q

ERASE
PR-B1EF / B1EF /
SMEF / LMEF (for
erasing all 3 channels
simultaneously)* *See Distributor
equivalent above

RECORD/PLAY
P-B3Q *5700 Series*

ERASE
Independent Channel Erasure*
SSEQ | 2 staggered
LSEQ |

For erasing all 4 tracks
simultaneously*
PR-B1EF
B1EF *See Distributor
SMEF equivalent above
LMEF

RECORD/PLAY
P-BQQ *5800 Series*
BQQ
BQON

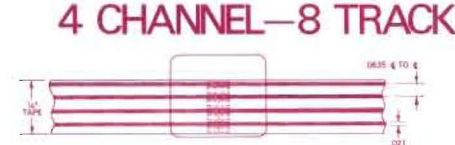
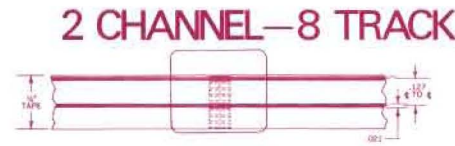
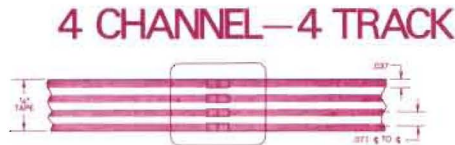

ERASE
use PR-B1EF
B1EF *See Distributor
SMEF equivalent above
LMEF
for erasing all tracks
simultaneously*

RECORD/PLAY
B2L *5900 Series*

COMBO
Z-J2L *6900 Series*


ERASE
use PR-B1EF
B1EF *See Distributor
SMEF equivalent above
LMEF
for erasing all tracks
simultaneously*

RECORD/PLAY
P-BQL *5830 Series*



STUDIO SERIES


1/2" TAPE 3 CHANNEL-3 TRACK



4 CHANNEL-4 TRACK



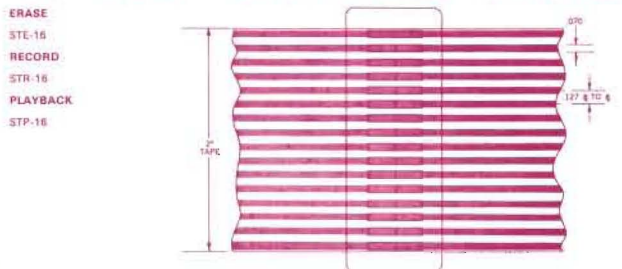
1" TAPE 8 CHANNEL-8 TRACK



12 CHANNEL-12 TRACK




2" TAPE 16 CHANNEL-16 TRACK



CASSETTE

150" TAPE 1 CHANNEL-2 TRACK



2 CHANNEL-2 TRACK



2 CHANNEL-4 TRACK



4 CHANNEL-4 TRACK

